

Early Education

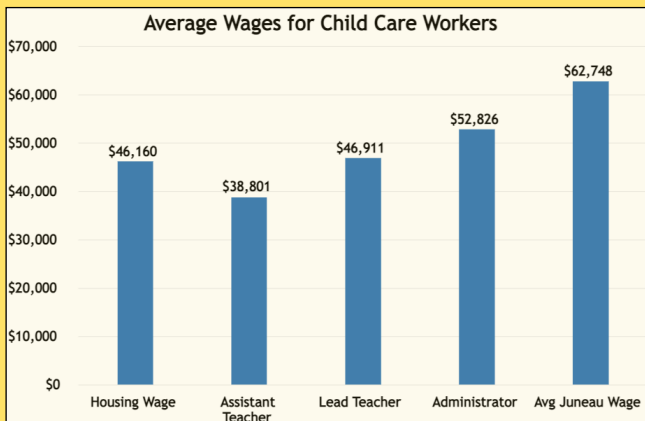
JUNEAU BY THE NUMBERS 2023

Childcare Supply is not Meeting Demand for Working Families

There are **1,683** children in Juneau under the age of 5.5. Approximately **63%** of these children don't have a stay-at-home parent, and there are only enough childcare slots for **one out of every 3** children in Juneau.

Increase in Childcare Wages, Still Below City Average

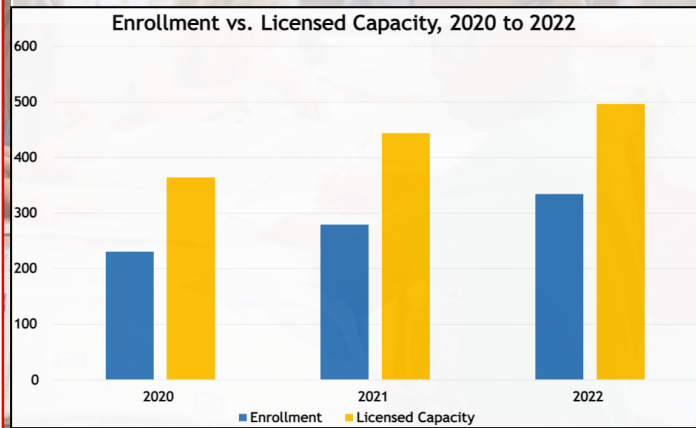
In 2022, the average annual wage for childcare Assistant Teachers was **\$38,801**, an increase of **26%** compared to the prior year. Despite this increase, wages for childcare workers remain significantly lower than both the average wage for the city of Juneau and the starting salary for a kindergarten teacher. Low wages exacerbate ongoing issues regarding workforce and staffing. The average wage for Lead Teachers in 2022 was **\$46,911** and for Administrators it was **\$52,826**.



With an annual income of **\$46,160** needed to afford a one-bedroom apartment in Juneau, many child care workers don't earn enough to pay rent. To earn more, workers must attain certifications which require time and money to be put forward. Even then, lead teachers and qualified administrators make well below the average wage in Juneau. Juneau's average wage across all industries was **\$62,748** in 2022.

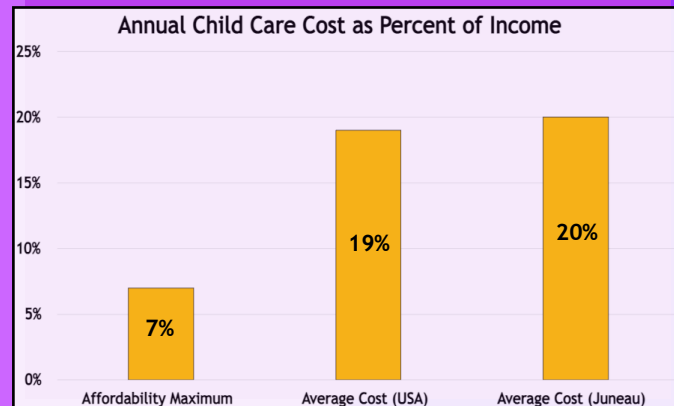
Juneau Childcare Enrollment Continues to Recover After Pandemic

After the 2020 pandemic, Juneau's childcare capacity and enrollment have both been steadily rising thanks in large part to federal, state, and local emergency funds. Demand remains high, and ongoing staffing shortages result in businesses being unable to fill every licensed slot.



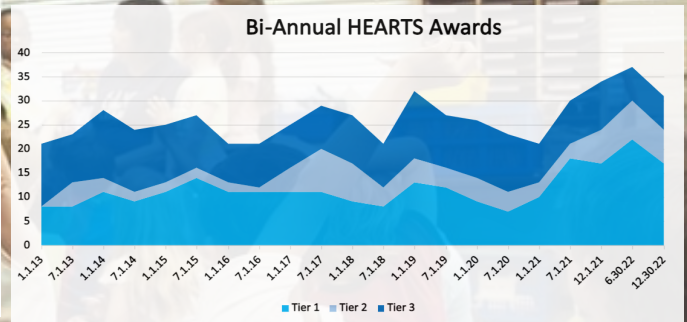
Cost of Childcare Programs Remains High, Continues to Increase in 2022

High operating costs, including necessary efforts to pay better wages, left child care businesses with no choice but to increase tuition rates. Cost of care across all age groups rose to **\$12,576**, an increase of **10%** compared to 2021. According to the US. Dept. of Health and Human Services, child care is considered "affordable" when it costs no more than 7% of a family's household income.



2022 HEARTS Awards

In 2021, **64** HEARTS Awards were given out across two biannual periods. The HEARTS Program is a crucial wage supplement awarded in three tiers depending on experience and education. In 2022, **68** childcare workers received awards.



Juneau Childcare By The Numbers

1683	Juneau Population Under Age 5.5 ⁴
631	Estimated Juneau Children Under Age 5.5 with a Stay-At-Home Parent ^{1,3,4}
1052	Estimated Juneau Children Under Age 5.5 with All Parents Working ^{1,3,4}
21	Total Licensed Childcare Programs in Juneau ²
496	Total Licensed Childcare Slots in Juneau ²
751	Estimated Juneau Children Under Age 5.5 in Unknown Childcare Situations ^{1,2,3,6}
1 to 4.5	Ratio of Licensed Childcare Slots to Juneau Children Under the age of 5.5 ^{1,2,6}
334	# of Juneau Children Enrolled in Childcare (End of 2022) ²
36%	% of Juneau Preschoolers Ready for Kindergarten ⁷
31	Individual HEARTS Awards Received by Juneau Childcare Employees (End of 2022) ²
103	# of Childcare Workers in Juneau (In Licensed Facilities), End of 2022 ²
\$11,876	Average Annual Childcare Cost Per Child in Juneau ²
\$12,630	Average Annual Childcare Cost Per Toddler in Juneau ²
\$38,801	Average Annual Childcare Wage in Juneau, Assistant Teacher (pre-tax) ²
\$46,911	Average Annual Childcare Wage in Juneau, Lead Teacher (pre-tax) ²
\$52,826	Average Annual Childcare Wage in Juneau, Administrator (pre-tax) ²
\$62,748	Average Annual Wage in Juneau ⁴
\$53,070	Starting Kindergarten School Teacher Wage in Juneau ⁵

Sources: 1-US Census Bureau; 2-AEYC Survey of Childcare Programs; 3-American Community Survey 5-year Estimates Table B23008; 4-AK Department of Labor; 5-Juneau School District; 6-JEDC Analysis; 7-Alaska Developmental Profile